



Single Assessment Institution-Level Pass Rate Data: Traditional Teacher Preparation Program Within IHE

	HEOA - Title II 2010 - 2011 Academic Year
	Institution Name MOUNT ST MARYS UNIVERSITY
	Institution Code 5421
	State Maryland


March 7, 2012

Assessment Information ¹	Group	Number Taking Assessment	Number Passing Assessment	Institutional Pass Rate	Institutional Average Scaled Score	Assessment Cut Score ²	Statewide			
							Number Taking Assessment	Number Passing Assessment	Statewide Pass Rate	Statewide Average Scaled Score
ART CONTENT KNOWLEDGE (0133) Test Company: ETS Score Range: 100-200	All enrolled students who have completed all nonclinical courses, 2010-11						7			
	Other enrolled students, 2010-11	2				159	27	26	96%	174
	All program completers, 2010-11	5				159	110	109	99%	176
	All program completers, 2009-10	2				159	96	95	99%	177
	All program completers, 2008-09	2				159	85	85	100%	176
ART CONTENT TRAD CRITIC AESTHETICS (0132) Test Company: ETS Score Range: 100-200	All enrolled students who have completed all nonclinical courses, 2010-11						7			
	Other enrolled students, 2010-11	2				145	26	26	100%	148
	All program completers, 2010-11	5				145	109	106	97%	151
	All program completers, 2009-10	2				145	95	94	99%	152
	All program completers, 2008-09	2				145	85	85	100%	150
BIOLOGY CONTENT KNOWLEDGE PART 1 (0231) Test Company: ETS Score Range: 100-200	All enrolled students who have completed all nonclinical courses, 2010-11									
	Other enrolled students, 2010-11									
	All program completers, 2010-11									
	All program completers, 2009-10									
	All program completers, 2008-09						2			
BIOLOGY CONTENT KNOWLEDGE PART 2 (0232) Test Company: ETS Score Range: 100-200	All enrolled students who have completed all nonclinical courses, 2010-11									
	Other enrolled students, 2010-11									
	All program completers, 2010-11									
	All program completers, 2009-10									
	All program completers, 2008-09						2			


Single Assessment Institution-Level Pass Rate Data: *Traditional Teacher Preparation Program Within IHE*

		HEOA - Title II 2010 - 2011 Academic Year											
Institution Name		MOUNT ST MARYS UNIVERSITY											
Institution Code		5421											
State		Maryland											
							March 7, 2012						
Assessment Information ¹		Group		Number Taking Assessment	Number Passing Assessment	Institutional Pass Rate	Institutional Average Scaled Score	Assessment Cut Score ²	Statewide				
									Number Taking Assessment	Number Passing Assessment	Statewide Pass Rate	Statewide Average Scaled Score	
BIOLOGY CONTENT KNOWLEDGE (0235) Test Company: ETS Score Range: 100-200		All enrolled students who have completed all nonclinical courses, 2010-11							5				
		Other enrolled students, 2010-11							39	39	100%	169	
		All program completers, 2010-11								50	49	98%	171
		All program completers, 2009-10								48	48	100%	171
		All program completers, 2008-09								65	64	98%	166
BUSINESS EDUCATION: CONTENT KNOWLEDGE (0101) Test Company: ETS Score Range: 100-200		All enrolled students who have completed all nonclinical courses, 2010-11							2				
		Other enrolled students, 2010-11											
		All program completers, 2010-11								1			
		All program completers, 2009-10											
BUSINESS EDUCATION (0100) Test Company: ETS Score Range: 250-990		All enrolled students who have completed all nonclinical courses, 2010-11							1				
		Other enrolled students, 2010-11		1				590	1				
		All program completers, 2010-11		2				590	10	10	100%	698	
		All program completers, 2009-10		2				590	17	17	100%	644	
		All program completers, 2008-09							7				
CHEMISTRY CONTENT KNOWLEDGE II (0245) Test Company: ETS Score Range: 100-200		All enrolled students who have completed all nonclinical courses, 2010-11											
		Other enrolled students, 2010-11							8				
		All program completers, 2010-11							12	12	100%	171	
		All program completers, 2009-10							11	10	91%	165	
		All program completers, 2008-09							12	12	100%	173	

Single Assessment Institution-Level Pass Rate Data: Traditional Teacher Preparation Program Within IHE

		HEOA - Title II 2010 - 2011 Academic Year					Statewide March 7, 2012				
Institution Name		MOUNT ST MARYS UNIVERSITY									
Institution Code		5421									
State		Maryland									
Assessment Information ¹	Group	Number Taking Assessment	Number Passing Assessment	Institutional Pass Rate	Institutional Average Scaled Score	Assessment Cut Score ²	Number Taking Assessment	Number Passing Assessment	Statewide Pass Rate	Statewide Average Scaled Score	
EARLY CHILDHOOD CONTENT KNOWLEDGE (0022) Test Company: ETS Score Range: 100-200	All enrolled students who have completed all nonclinical courses, 2010-11						36	36	100%	175	
	Other enrolled students, 2010-11						59	58	98%	179	
	All program completers, 2010-11						309	309	100%	179	
	All program completers, 2009-10						319	318	100%	180	
	All program completers, 2008-09						282	282	100%	180	
EARTH AND SPACE SCIENCES - CONTENT KNOWLEDGE (0571) Test Company: ETS Score Range: 100-200	All enrolled students who have completed all nonclinical courses, 2010-11						1				
	Other enrolled students, 2010-11						8				
	All program completers, 2010-11						15	15	100%	171	
	All program completers, 2009-10						2				
	All program completers, 2008-09						5				
ED OF EXCEPTIONAL STUDENTS: CORE CK (0353) Test Company: ETS Score Range: 100-200	All enrolled students who have completed all nonclinical courses, 2010-11						2				
	Other enrolled students, 2010-11	4				148	53	53	100%	177	
	All program completers, 2010-11	3				148	183	183	100%	177	
	All program completers, 2009-10	15	15	100%	173	148	281	281	100%	178	
	All program completers, 2008-09	14	14	100%	174	148	240	239	100%	175	
ELEM ED CONTENT AREA EXERCISES (0012) Test Company: ETS Score Range: 100-200	All enrolled students who have completed all nonclinical courses, 2010-11						71	58	82%	156	
	Other enrolled students, 2010-11	12	10	83%	156	150	117	105	90%	158	
	All program completers, 2010-11	33	33	100%	161	150	1008	999	99%	160	
	All program completers, 2009-10	39	39	100%	160	150	929	925	100%	160	
	All program completers, 2008-09	43	43	100%	161	150	924	920	100%	161	


Single Assessment Institution-Level Pass Rate Data: *Traditional Teacher Preparation Program Within IHE*

	HEOA - Title II 2010 - 2011 Academic Year	
	Institution Name	MOUNT ST MARYS UNIVERSITY
	Institution Code	5421
	State	Maryland

March 7, 2012

Assessment Information ¹	Group	Number Taking Assessment	Number Passing Assessment	Institutional Pass Rate	Institutional Average Scaled Score	Assessment Cut Score ²	Statewide			
							Number Taking Assessment	Number Passing Assessment	Statewide Pass Rate	Statewide Average Scaled Score
ELEMENTARY ED CONTENT KNOWLEDGE (0014) Test Company: ETS Score Range: 100-200	All enrolled students who have completed all nonclinical courses, 2010-11						72	68	94%	161
	Other enrolled students, 2010-11	19	19	100%	172	142	233	225	97%	172
	All program completers, 2010-11	34	34	100%	172	142	1006	1003	100%	169
	All program completers, 2009-10	39	39	100%	167	142	928	927	100%	170
	All program completers, 2008-09	43	43	100%	169	142	931	930	100%	169
ENG LANG LIT COMP CONTENT KNOWLEDGE (0041) Test Company: ETS Score Range: 100-200	All enrolled students who have completed all nonclinical courses, 2010-11						14	14	100%	184
	Other enrolled students, 2010-11	4				164	78	71	91%	182
	All program completers, 2010-11	3				164	161	159	99%	183
	All program completers, 2009-10	3				164	124	122	98%	184
	All program completers, 2008-09	2				164	150	149	99%	182
ENG LANG LIT COMP PEDAGOGY (0043) Test Company: ETS Score Range: 100-200	All enrolled students who have completed all nonclinical courses, 2010-11						13	9	69%	158
	Other enrolled students, 2010-11	3				155	38	25	66%	154
	All program completers, 2010-11	3				155	163	160	98%	163
	All program completers, 2009-10	3				155	124	119	96%	164
	All program completers, 2008-09	2				155	153	149	97%	164
ENGLISH TO SPEAKERS OF OTHER LANGUAGES II (0361) Test Company: ETS Score Range: 100-200	All enrolled students who have completed all nonclinical courses, 2010-11						1			
	Other enrolled students, 2010-11						7			
	All program completers, 2010-11						38	38	100%	172
	All program completers, 2009-10									
	All program completers, 2008-09									


Single Assessment Institution-Level Pass Rate Data: Traditional Teacher Preparation Program Within IHE

	HEOA - Title II 2010 - 2011 Academic Year
	Institution Name MOUNT ST MARYS UNIVERSITY
	Institution Code 5421
	State Maryland

March 7, 2012

Assessment Information ¹	Group	Number Taking Assessment	Number Passing Assessment	Institutional Pass Rate	Institutional Average Scaled Score	Assessment Cut Score ²	Statewide			
							Number Taking Assessment	Number Passing Assessment	Statewide Pass Rate	Statewide Average Scaled Score
ENGLISH TO SPEAKERS OF OTHER LANGUAGES (0360) Test Company: ETS Score Range: 250-990	All enrolled students who have completed all nonclinical courses, 2010-11									
	Other enrolled students, 2010-11						13	13	100%	712
	All program completers, 2010-11						28	28	100%	710
	All program completers, 2009-10						45	45	100%	723
	All program completers, 2008-09						45	44	98%	712
FAMILY AND CONSUMER SCIENCES II (0121) Test Company: ETS Score Range: 100-200	All enrolled students who have completed all nonclinical courses, 2010-11									
	Other enrolled students, 2010-11						1			
	All program completers, 2010-11									
	All program completers, 2009-10						1			
	All program completers, 2008-09						1			
FAMILY AND CONSUMER SCIENCES (0120) Test Company: ETS Score Range: 250-990	All enrolled students who have completed all nonclinical courses, 2010-11									
	Other enrolled students, 2010-11									
	All program completers, 2010-11									
	All program completers, 2009-10									
	All program completers, 2008-09						1			
FRENCH CONTENT KNOWLEDGE (0173) Test Company: ETS Score Range: 100-200	All enrolled students who have completed all nonclinical courses, 2010-11									
	Other enrolled students, 2010-11						1			
	All program completers, 2010-11						2			
	All program completers, 2009-10						4			
	All program completers, 2008-09						10	10	100%	184


Single Assessment Institution-Level Pass Rate Data: Traditional Teacher Preparation Program Within IHE

	HEOA - Title II 2010 - 2011 Academic Year
	Institution Name MOUNT ST MARYS UNIVERSITY
	Institution Code 5421
	State Maryland

March 7, 2012

Assessment Information ¹	Group	Number Taking Assessment	Number Passing Assessment	Institutional Pass Rate	Institutional Average Scaled Score	Assessment Cut Score ²	Statewide			
							Number Taking Assessment	Number Passing Assessment	Statewide Pass Rate	Statewide Average Scaled Score
FRENCH PRODUCTIVE LANGUAGE SKILLS (0171) Test Company: ETS Score Range: 100-200	All enrolled students who have completed all nonclinical courses, 2010-11									
	Other enrolled students, 2010-11						1			
	All program completers, 2010-11						2			
	All program completers, 2009-10						3			
	All program completers, 2008-09						10	10	100%	182
FRENCH: WORLD LANGUAGE (5174) Test Company: ETS Score Range: 100-200	All enrolled students who have completed all nonclinical courses, 2010-11									
	Other enrolled students, 2010-11						2			
	All program completers, 2010-11						2			
	All program completers, 2009-10									
	All program completers, 2008-09									
GERMAN CONTENT KNOWLEDGE (0181) Test Company: ETS Score Range: 100-200	All enrolled students who have completed all nonclinical courses, 2010-11									
	Other enrolled students, 2010-11	1				153	2			
	All program completers, 2010-11									
	All program completers, 2009-10						1			
	All program completers, 2008-09						1			
GERMAN PRODUCTIVE LANGUAGE SKILLS (0182) Test Company: ETS Score Range: 100-200	All enrolled students who have completed all nonclinical courses, 2010-11									
	Other enrolled students, 2010-11						1			
	All program completers, 2010-11									
	All program completers, 2009-10						1			
	All program completers, 2008-09						1			


Single Assessment Institution-Level Pass Rate Data: *Traditional Teacher Preparation Program Within IHE*

	HEOA - Title II 2010 - 2011 Academic Year	
	Institution Name	MOUNT ST MARYS UNIVERSITY
	Institution Code	5421
	State	Maryland

March 7, 2012

Assessment Information ¹	Group	Number Taking Assessment	Number Passing Assessment	Institutional Pass Rate	Institutional Average Scaled Score	Assessment Cut Score ²	Statewide			
							Number Taking Assessment	Number Passing Assessment	Statewide Pass Rate	Statewide Average Scaled Score
GERMAN: WORLD LANGUAGE (5183) Test Company: ETS Score Range: 100-200	All enrolled students who have completed all nonclinical courses, 2010-11						1			
	Other enrolled students, 2010-11						1			
	All program completers, 2010-11									
	All program completers, 2009-10									
	All program completers, 2008-09									
HEALTH EDUCATION (0550) Test Company: ETS Score Range: 250-990	All enrolled students who have completed all nonclinical courses, 2010-11						11	10	91%	685
	Other enrolled students, 2010-11						2			
	All program completers, 2010-11						27	24	89%	709
	All program completers, 2009-10						14	14	100%	736
	All program completers, 2008-09						26	26	100%	703
LATIN (0600) Test Company: ETS Score Range: 250-990	All enrolled students who have completed all nonclinical courses, 2010-11						2			
	Other enrolled students, 2010-11									
	All program completers, 2010-11						1			
	All program completers, 2009-10						1			
	All program completers, 2008-09									
LIFE SCIENCE: PEDAGOGY (0234) Test Company: ETS Score Range: 100-200	All enrolled students who have completed all nonclinical courses, 2010-11						5			
	Other enrolled students, 2010-11						16	15	94%	153
	All program completers, 2010-11						51	51	100%	154
	All program completers, 2009-10						46	46	100%	156
	All program completers, 2008-09						64	64	100%	154


Single Assessment Institution-Level Pass Rate Data: Traditional Teacher Preparation Program Within IHE

	HEOA - Title II 2010 - 2011 Academic Year
	Institution Name MOUNT ST MARYS UNIVERSITY
	Institution Code 5421
	State Maryland


March 7, 2012

Assessment Information ¹	Group	Number Taking Assessment	Number Passing Assessment	Institutional Pass Rate	Institutional Average Scaled Score	Assessment Cut Score ²	Statewide			
							Number Taking Assessment	Number Passing Assessment	Statewide Pass Rate	Statewide Average Scaled Score
MATHEMATICS PEDAGOGY (0065) Test Company: ETS Score Range: 100-200	All enrolled students who have completed all nonclinical courses, 2010-11						2			
	Other enrolled students, 2010-11						25	20	80%	152
	All program completers, 2010-11	2				145	77	74	96%	160
	All program completers, 2009-10	3				145	82	82	100%	163
	All program completers, 2008-09	1				145	72	71	99%	164
MATHEMATICS: CONTENT KNOWLEDGE (0061) Test Company: ETS Score Range: 100-200	All enrolled students who have completed all nonclinical courses, 2010-11						2			
	Other enrolled students, 2010-11						56	42	75%	153
	All program completers, 2010-11	2				141	80	78	98%	161
	All program completers, 2009-10	3				141	82	80	98%	159
	All program completers, 2008-09	1				141	72	71	99%	162
MIDDLE SCHOOL ENGLISH LANGUAGE ARTS (0049) Test Company: ETS Score Range: 100-200	All enrolled students who have completed all nonclinical courses, 2010-11									
	Other enrolled students, 2010-11						1			
	All program completers, 2010-11						3			
	All program completers, 2009-10						1			
	All program completers, 2008-09									
MIDDLE SCHOOL MATHEMATICS (0069) Test Company: ETS Score Range: 100-200	All enrolled students who have completed all nonclinical courses, 2010-11									
	Other enrolled students, 2010-11						2			
	All program completers, 2010-11						4			
	All program completers, 2009-10						2			
	All program completers, 2008-09									

Single Assessment Institution-Level Pass Rate Data: Traditional Teacher Preparation Program Within IHE

		HEOA - Title II 2010 - 2011 Academic Year								
Institution Name		MOUNT ST MARYS UNIVERSITY								
Institution Code		5421								
State		Maryland								
							March 7, 2012			
Assessment Information ¹	Group	Number Taking Assessment	Number Passing Assessment	Institutional Pass Rate	Institutional Average Scaled Score	Assessment Cut Score ²	Statewide			
							Number Taking Assessment	Number Passing Assessment	Statewide Pass Rate	Statewide Average Scaled Score
MIDDLE SCHOOL SCIENCE (0439) Test Company: ETS Score Range: 100-200	All enrolled students who have completed all nonclinical courses, 2010-11									
	Other enrolled students, 2010-11						2			
	All program completers, 2010-11						4			
	All program completers, 2009-10						1			
	All program completers, 2008-09									
MIDDLE SCHOOL SOCIAL STUDIES (0089) Test Company: ETS Score Range: 100-200	All enrolled students who have completed all nonclinical courses, 2010-11									
	Other enrolled students, 2010-11						1			
	All program completers, 2010-11						3			
	All program completers, 2009-10									
	All program completers, 2008-09						1			
MUSIC ANALYSIS (0112) Test Company: ETS Score Range: 100-200	All enrolled students who have completed all nonclinical courses, 2010-11						4			
	Other enrolled students, 2010-11						15	15	100%	174
	All program completers, 2010-11						70	70	100%	174
	All program completers, 2009-10						51	50	98%	172
	All program completers, 2008-09	1				147	65	65	100%	175
MUSIC CONTENT KNOWLEDGE (0113) Test Company: ETS Score Range: 100-200	All enrolled students who have completed all nonclinical courses, 2010-11						4			
	Other enrolled students, 2010-11						15	15	100%	170
	All program completers, 2010-11						71	71	100%	171
	All program completers, 2009-10						51	50	98%	171
	All program completers, 2008-09	1				154	66	66	100%	171


Single Assessment Institution-Level Pass Rate Data: *Traditional Teacher Preparation Program Within IHE*

	HEOA - Title II 2010 - 2011 Academic Year	
	Institution Name	MOUNT ST MARYS UNIVERSITY
	Institution Code	5421
	State	Maryland


March 7, 2012

Assessment Information ¹	Group	Number Taking Assessment	Number Passing Assessment	Institutional Pass Rate	Institutional Average Scaled Score	Assessment Cut Score ²	Statewide			
							Number Taking Assessment	Number Passing Assessment	Statewide Pass Rate	Statewide Average Scaled Score
PHYSICAL ED VIDEO EVALUATION (0093) Test Company: ETS Score Range: 100-200	All enrolled students who have completed all nonclinical courses, 2010-11						11	11	100%	168
	Other enrolled students, 2010-11						15	14	93%	168
	All program completers, 2010-11						94	93	99%	167
	All program completers, 2009-10						86	86	100%	168
	All program completers, 2008-09						84	82	98%	165
PHYSICAL ED: CONTENT KNOWLEDGE (0091) Test Company: ETS Score Range: 100-200	All enrolled students who have completed all nonclinical courses, 2010-11						11	8	73%	161
	Other enrolled students, 2010-11						16	13	81%	160
	All program completers, 2010-11						94	93	99%	162
	All program completers, 2009-10						87	87	100%	162
	All program completers, 2008-09						84	81	96%	161
PHYSICAL SCIENCE PEDAGOGY (0483) Test Company: ETS Score Range: 100-200	All enrolled students who have completed all nonclinical courses, 2010-11						1			
	Other enrolled students, 2010-11						14	11	79%	160
	All program completers, 2010-11						31	28	90%	164
	All program completers, 2009-10						19	19	100%	164
	All program completers, 2008-09						22	22	100%	172
PHYSICS CONTENT KNOWLEDGE II (0265) Test Company: ETS Score Range: 100-200	All enrolled students who have completed all nonclinical courses, 2010-11									
	Other enrolled students, 2010-11						10	8	80%	158
	All program completers, 2010-11						7			
	All program completers, 2009-10						4			
	All program completers, 2008-09						5			

Single Assessment Institution-Level Pass Rate Data: Traditional Teacher Preparation Program Within IHE

		HEOA - Title II 2010 - 2011 Academic Year					March 7, 2012				
Institution Name		MOUNT ST MARYS UNIVERSITY									
Institution Code		5421									
State		Maryland									
Assessment Information ¹							Statewide				
Group		Number Taking Assessment	Number Passing Assessment	Institutional Pass Rate	Institutional Average Scaled Score	Assessment Cut Score ²	Number Taking Assessment	Number Passing Assessment	Statewide Pass Rate	Statewide Average Scaled Score	
PRAXIS I MATHEMATICS (0730) Test Company: ETS Score Range: 150-190	All enrolled students who have completed all nonclinical courses, 2010-11						217	207	95%	179	
	Other enrolled students, 2010-11	51	50	98%	180	177	2174	1960	90%	180	
	All program completers, 2010-11	35	35	100%	179	177	1801	1779	99%	181	
	All program completers, 2009-10	51	51	100%	181	177	1767	1751	99%	181	
	All program completers, 2008-09	53	53	100%	181	177	1967	1955	99%	181	
PRAXIS I READING (0710) Test Company: ETS Score Range: 150-190	All enrolled students who have completed all nonclinical courses, 2010-11						218	210	96%	179	
	Other enrolled students, 2010-11	52	51	98%	180	177	2184	1986	91%	179	
	All program completers, 2010-11	35	35	100%	181	177	1800	1783	99%	180	
	All program completers, 2009-10	52	51	98%	180	177	1768	1753	99%	180	
	All program completers, 2008-09	53	53	100%	181	177	1970	1953	99%	181	
PRAXIS I WRITING (0720) Test Company: ETS Score Range: 150-190	All enrolled students who have completed all nonclinical courses, 2010-11						220	212	96%	176	
	Other enrolled students, 2010-11	52	50	96%	177	173	2172	2048	94%	177	
	All program completers, 2010-11	35	35	100%	178	173	1796	1787	99%	177	
	All program completers, 2009-10	51	51	100%	178	173	1767	1761	100%	178	
	All program completers, 2008-09	53	53	100%	178	173	1969	1963	100%	178	
PRINCIPLES LEARNING AND TEACHING 7-12 (0524) Test Company: ETS Score Range: 100-200	All enrolled students who have completed all nonclinical courses, 2010-11						3				
	Other enrolled students, 2010-11						3				
	All program completers, 2010-11	2				162	12	12	100%	174	
	All program completers, 2009-10	2				162	19	19	100%	172	
	All program completers, 2008-09						9				


Single Assessment Institution-Level Pass Rate Data: Traditional Teacher Preparation Program Within IHE

	HEOA - Title II 2010 - 2011 Academic Year
	Institution Name MOUNT ST MARYS UNIVERSITY
	Institution Code 5421
	State Maryland


March 7, 2012

Assessment Information ¹	Group	Number Taking Assessment	Number Passing Assessment	Institutional Pass Rate	Institutional Average Scaled Score	Assessment Cut Score ²	Statewide			
							Number Taking Assessment	Number Passing Assessment	Statewide Pass Rate	Statewide Average Scaled Score
PRINCIPLES LEARNING AND TEACHING EARLY CHILDHOOD (0521) Test Company: ETS Score Range: 100-200	All enrolled students who have completed all nonclinical courses, 2010-11						4			
	Other enrolled students, 2010-11						45	42	93%	189
	All program completers, 2010-11						254	249	98%	185
	All program completers, 2009-10						260	259	100%	187
	All program completers, 2008-09						217	216	100%	186
SE APPLIC OF CORE PRINCIPLES ACROSS (0352) Test Company: ETS Score Range: 100-200	All enrolled students who have completed all nonclinical courses, 2010-11						4			
	Other enrolled students, 2010-11						6			
	All program completers, 2010-11						15	14	93%	152
	All program completers, 2009-10	15	14	93%	152	147	276	270	98%	154
	All program completers, 2008-09	16	16	100%	154	147	329	324	98%	155
SE CORE KNOWLEDGE & APPLICATIONS (0354) Test Company: ETS Score Range: 100-200	All enrolled students who have completed all nonclinical courses, 2010-11						21	21	100%	176
	Other enrolled students, 2010-11	2				151	98	98	100%	176
	All program completers, 2010-11	6				151	213	213	100%	177
	All program completers, 2009-10	2				151	5			
	All program completers, 2008-09									
SE KNOWLEDGE-BASED CORE PRINCIPLES (0351) Test Company: ETS Score Range: 100-200	All enrolled students who have completed all nonclinical courses, 2010-11									
	Other enrolled students, 2010-11						1			
	All program completers, 2010-11						9			
	All program completers, 2009-10						30	24	80%	163
	All program completers, 2008-09	2				155	88	84	95%	168

Single Assessment Institution-Level Pass Rate Data: *Traditional Teacher Preparation Program Within IHE*

		HEOA - Title II 2010 - 2011 Academic Year									
Institution Name		MOUNT ST MARYS UNIVERSITY									
Institution Code		5421									
State		Maryland									
							March 7, 2012				
Assessment Information ¹	Group	Number Taking Assessment	Number Passing Assessment	Institutional Pass Rate	Institutional Average Scaled Score	Assessment Cut Score ²	Statewide				
							Number Taking Assessment	Number Passing Assessment	Statewide Pass Rate	Statewide Average Scaled Score	
SOCIAL STUDIES: CONTENT KNOWLEDGE (0081) Test Company: ETS Score Range: 100-200	All enrolled students who have completed all nonclinical courses, 2010-11						15	14	93%	170	
	Other enrolled students, 2010-11	8				154	86	78	91%	169	
	All program completers, 2010-11	2				154	168	165	98%	171	
	All program completers, 2009-10	5				154	177	176	99%	170	
	All program completers, 2008-09	3				154	158	158	100%	171	
SOCIAL STUDIES: PEDAGOGY (0084) Test Company: ETS Score Range: 100-200	All enrolled students who have completed all nonclinical courses, 2010-11						13	11	85%	175	
	Other enrolled students, 2010-11	3				164	38	31	82%	175	
	All program completers, 2010-11	2				164	167	165	99%	181	
	All program completers, 2009-10	5				164	181	180	99%	180	
	All program completers, 2008-09	3				164	159	159	100%	180	
SPANISH CONTENT KNOWLEDGE (0191) Test Company: ETS Score Range: 100-200	All enrolled students who have completed all nonclinical courses, 2010-11										
	Other enrolled students, 2010-11						12	9	75%	180	
	All program completers, 2010-11						9				
	All program completers, 2009-10	1				162	18	18	100%	181	
	All program completers, 2008-09	1				162	21	21	100%	183	
SPANISH PRODUCTIVE LANGUAGE SKILLS (0192) Test Company: ETS Score Range: 100-200	All enrolled students who have completed all nonclinical courses, 2010-11										
	Other enrolled students, 2010-11						9				
	All program completers, 2010-11						9				
	All program completers, 2009-10	1				168	17	17	100%	174	
	All program completers, 2008-09						19	19	100%	175	


Single Assessment Institution-Level Pass Rate Data: *Traditional Teacher Preparation Program Within IHE*

	HEOA - Title II 2010 - 2011 Academic Year	
	Institution Name	MOUNT ST MARYS UNIVERSITY
	Institution Code	5421
	State	Maryland

March 7, 2012

Assessment Information ¹	Group	Number Taking Assessment	Number Passing Assessment	Institutional Pass Rate	Institutional Average Scaled Score	Assessment Cut Score ²	Statewide			
							Number Taking Assessment	Number Passing Assessment	Statewide Pass Rate	Statewide Average Scaled Score
SPANISH: WORLD LANGUAGE (5195) Test Company: ETS Score Range: 100-200	All enrolled students who have completed all nonclinical courses, 2010-11						3			
	Other enrolled students, 2010-11						6			
	All program completers, 2010-11	1				168	13	9	69%	174
	All program completers, 2009-10									
	All program completers, 2008-09									
TECHNOLOGY EDUCATION (0050) Test Company: ETS Score Range: 250-990	All enrolled students who have completed all nonclinical courses, 2010-11									
	Other enrolled students, 2010-11						2			
	All program completers, 2010-11						1			
	All program completers, 2009-10						2			
	All program completers, 2008-09						3			
THEATRE (0640) Test Company: ETS Score Range: 250-990	All enrolled students who have completed all nonclinical courses, 2010-11									
	Other enrolled students, 2010-11									
	All program completers, 2010-11						4			
	All program completers, 2009-10						4			
	All program completers, 2008-09						3			
WORLD LANGUAGE PEDAGOGY (0841) Test Company: ETS Score Range: 100-200	All enrolled students who have completed all nonclinical courses, 2010-11						1			
	Other enrolled students, 2010-11						2			
	All program completers, 2010-11						10	10	100%	182
	All program completers, 2009-10									
	All program completers, 2008-09									


Single Assessment Institution-Level Pass Rate Data: Traditional Teacher Preparation Program Within IHE

	HEOA - Title II 2010 - 2011 Academic Year
	Institution Name MOUNT ST MARYS UNIVERSITY
	Institution Code 5421
	State Maryland

March 7, 2012

Assessment Information ¹	Group	Number Taking Assessment	Number Passing Assessment	Institutional Pass Rate	Institutional Average Scaled Score	Assessment Cut Score ²	Statewide			
							Number Taking Assessment	Number Passing Assessment	Statewide Pass Rate	Statewide Average Scaled Score
OPI FRENCH (ACT1006) Test Company: ACTFL* Score Range: 1-10	All enrolled students who have completed all nonclinical courses, 2010-11									
	Other enrolled students, 2010-11									
	All program completers, 2010-11									
	All program completers, 2009-10						1			
	All program completers, 2008-09									
OPI MANDARIN (ACT1013) Test Company: ACTFL* Score Range: 1-10	All enrolled students who have completed all nonclinical courses, 2010-11									
	Other enrolled students, 2010-11						4			
	All program completers, 2010-11									
	All program completers, 2009-10									
	All program completers, 2008-09									
OPI SPANISH (ACT1018) Test Company: ACTFL* Score Range: 1-10	All enrolled students who have completed all nonclinical courses, 2010-11									
	Other enrolled students, 2010-11						4			
	All program completers, 2010-11						6			
	All program completers, 2009-10						5			
	All program completers, 2008-09									
OPIC SPANISH (ACT3002) Test Company: ACTFL* Score Range: 1-10	All enrolled students who have completed all nonclinical courses, 2010-11									
	Other enrolled students, 2010-11						1			
	All program completers, 2010-11									
	All program completers, 2009-10									
	All program completers, 2008-09									

Single Assessment Institution-Level Pass Rate Data: Traditional Teacher Preparation Program Within IHE

		HEOA - Title II 2010 - 2011 Academic Year								
Institution Name		MOUNT ST MARYS UNIVERSITY								
Institution Code		5421								
State		Maryland								
							March 7, 2012			
Assessment Information ¹	Group	Number Taking Assessment	Number Passing Assessment	Institutional Pass Rate	Institutional Average Scaled Score	Assessment Cut Score ²	Statewide			
							Number Taking Assessment	Number Passing Assessment	Statewide Pass Rate	Statewide Average Scaled Score
WPT CHINESE (ACT2002) Test Company: ACTFL* Score Range: 1-10	All enrolled students who have completed all nonclinical courses, 2010-11									
	Other enrolled students, 2010-11						3			
	All program completers, 2010-11									
	All program completers, 2009-10									
	All program completers, 2008-09									
WPT SPANISH (ACT2015) Test Company: ACTFL* Score Range: 1-10	All enrolled students who have completed all nonclinical courses, 2010-11									
	Other enrolled students, 2010-11						6			
	All program completers, 2010-11						5			
	All program completers, 2009-10						5			
	All program completers, 2008-09									

¹Tests with multiple delivery options (computer, paper, etc.) will be noted with the assessment code for the paper format only.

²Cut scores may vary for groups depending upon when the cut scores are established by the state and when each group completed their teacher certification or licensure assessment.

*Questions regarding tests listed by this testing company must be addressed to your state Title II Coordinator.